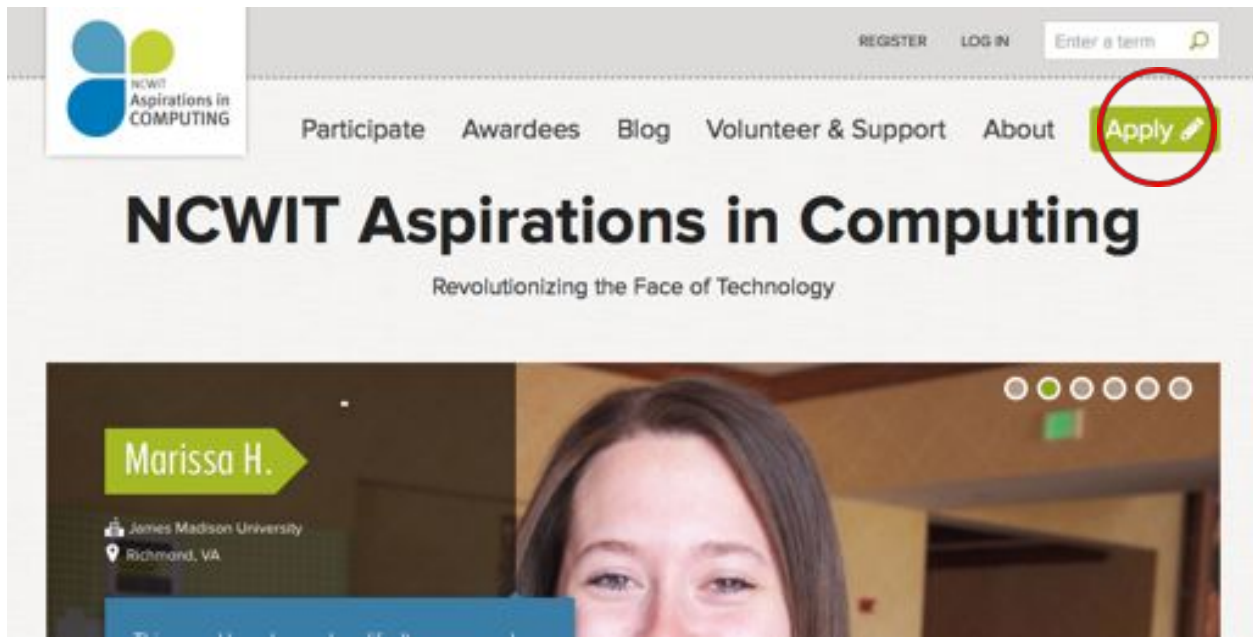


Students: Applying for the NCWIT Award for Aspirations in Computing

Step One: Click on “Apply”



Step two: Fill out the registration form

E-mail *
A valid e-mail address. All e-mails from the system will be sent to this address. The e-mail address is not made public and will only be used if you wish to receive a new password or wish to receive certain news or notifications by e-mail.

E-mail preferences
Please choose which types of Aspirations e-mails you would like to receive. If you opt out of Critical Messages, you will *NOT* receive information about application status, award notification e-mails, etc. We recommend you opt in to these messages.

Critical messages

Opportunity messages

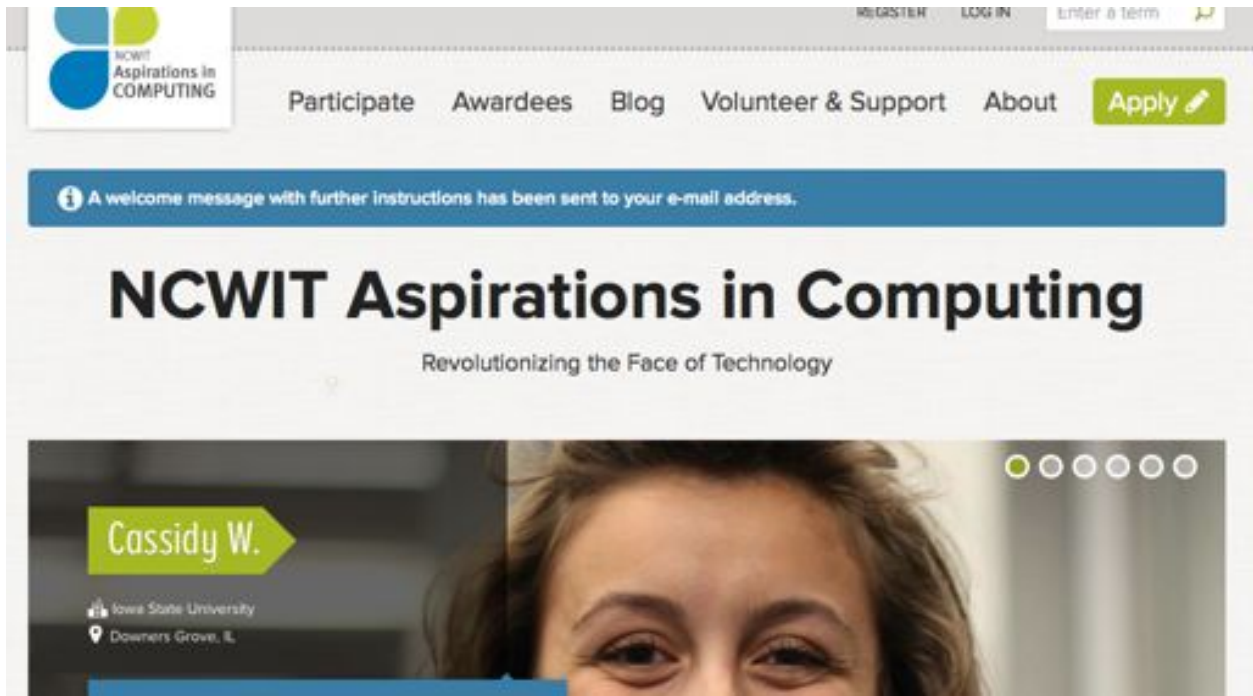
First Name *
Type your first name.

Last Name *
Type your last name.

Choose your account type *
To apply for the NCWIT Award for Aspirations in Computing, you must first register as a high school student. This enables you to come back and view your application, as well as modify your application at a later time.

- None -

In order to apply for the Aspirations in Computing Award, you must select High School Student as your account type. After creating the new account, you will see a confirmation message.



Step three: Set your password

You will receive an email with a link to set your password. Click on the link and you will see a page with a one-time login. Click the login button to access your account and change your password.



The screenshot shows the top navigation bar with links: Participate, Awardees, Blog, Volunteer & Support, About, and Apply. Below the navigation is a blue notification box with an information icon and the text: "You have just used your one-time login link. It is no longer necessary to use this link to log in. Please change your password." Below the notification are tabs for "View", "Edit", and "Password". The "Password" tab is active, showing a form with two input fields: "Password *" and "Confirm password *". To the right of the "Password *" field is a "Password strength:" indicator. A green "Save" button is located at the bottom left of the form.

Type and confirm your password.

Step four: Fill in the remaining fields in the form

You will not be able to apply for the Aspirations in Computing Award without completing your profile.

The screenshot shows the user profile page for "AARON NCWIT". At the top, there is a blue notification box with an information icon and two bullet points: "Password has been changed." and "You must complete all required fields in your profile before moving around the site." Below the notification are tabs for "View", "Edit", and "Password". The "Edit" tab is active, showing the profile form. The form is titled "AARON NCWIT" and has a "Profile" sidebar on the right. The "General" section is expanded, showing the "E-mail address *" field with the value "aaron.vimont+39@ncwit.org". Below this is the "E-mail preferences" section, which includes two checked checkboxes: "Critical messages" and "Opportunity messages". The "Profile" sidebar on the right lists the following sections: General, Personal info, Location, School, College info, Parent/ Guardian, and Additional info.

School Information


Search for your school name in the provided field. Your school name is used to place you into an Aspirations Community. A list of potential schools will drop down as you type.

+ School

School *
Please start entering the name of your school here. A list of matching schools will appear. Please select your school from the list and double check that the school you select is in your correct city & state. There are many schools in different areas with the same name. **If you don't see your school in the list, please enter the name of your school in the box below and we will add it to our database.**

 I cannot find my school by searching in the above box

Graduation Year *
The year you plan to graduate or have graduated.

- Select a value - 

Intended College/University Name
Enter your intended college or university name. If you are undecided please leave this field blank.

Intended Major

Select your high school from the list.

School *

Please start entering the name of your school here. A list of matching schools will appear. Please select your school from the list and double check that the school you select is in your correct city & state. There are many schools in different areas with the same name. If you don't see your school in the list, please enter the name of your school in the box below and we will add it to our database.

boulder

- AZ: Mesa: Boulder Canyon Learning Center
- CO: Boulder: Arapahoe Ridge High School
- CO: Boulder: Boulder High School**
- CO: Boulder: Boulder Prep Charter High School
- CO: Boulder: Boulder Technical Education Center
- CO: Boulder: Boulder Universal
- CO: Boulder: Fairview High School (Colorado)
- CO: Boulder: Halcyon School (special Education)
- CO: Boulder: New Vista High School
- CO: Boulder: Sojourner Charter School
- MT: Boulder: Jefferson High School
- NV: Boulder City: Boulder City High School

this field blank.

Take care adding your high school as many schools have the same or similar names. Each school will have a state and county associated with it. Click on the school name to fill in the field.

School

School *

Please start entering the name of your school here. A list of matching schools will appear. Please select your school from the list and double check that the school you select is in your correct city & state. There are many schools in different areas with the same name. If you don't see your school in the list, please enter the name of your school in the box below and we will add it to our database.

CO: Boulder: Boulder High School (6737)

I cannot find my school by searching in the above box

Graduation Year *

If you cannot find your school or if you are home schooled, check the box saying, "I cannot find my school by searching in the above box". You will have to enter your school name and location manually.

The image shows a web form titled "School" with a dropdown arrow. It contains a checked checkbox with the text "I cannot find my school by searching in the above box". Below this is a "School Name" section with a text input field and the prompt "Can't find your school? Home school? Type a school name here.". The "Location" section has a dropdown menu currently showing "<none>" and an "Add" button. Below the location dropdown is a section titled "All selections" with a box containing the text "Nothing has been selected."

Select a state and county from the drop down lists in the Location field. Click the Add button to add your location.

Once you have added your school name and location, the form should look like this:

+ School

I cannot find my school by searching in the above box

School Name
Can't find your school? Home school? Type a school name here.

Little Bear High School

Location *
Select your county or state and we'll match you up with your local communities.

<none> **Add**

You've reached the maximum number of items you can select.

All selections

Colorado - Boulder **Remove**

Parent/ Guardian Information

Your parent or guardian's approval is required to be considered for the Aspirations in Computing Award. Fill in your parent or guardian's name and email address. If your parent or guardian does not have an email address, check the box on the form. You will be required to fax your parent or guardian's approval. Use the fax instructions provided.

▼ **Parent/ Guardian**

Parent/Guardian Name *
Type your parent or guardian's name that needs to approve your involvement in the NCWIT Aspirations in Computing program.

 My Parent/Guardian does not have an e-mail address
Check if your parent/guardian does not have an e-mail address. They will need to fax in information to give their approval for your involvement. [Download fax instructions.](#)

Parent/Guardian E-mail *
Unless you have checked the "My Parent/Guardian does not have an e-mail" box, please provide the e-mail address for the Parent/Guardian you listed above.

Affirmation and Electronic Signature

Review the information in the Award Information, Consent and Release Form, Terms of Use, and Privacy Policy. After reviewing and agreeing to those conditions, check the box saying, “This click serves as my confirmation of the above affirmation” and type your name in the Electronic Signature field.

AFFIRMATION

I do hereby affirm under penalty of complete forfeiture of any and all winnings the following:

1. I have read and understand the rules for participation as set forth in the [Award Information](#).
2. I have read and agree to the [Consent and Release Form](#).
3. I have read and agree to the [Terms of Use](#) and [Privacy Policy](#).
4. All of the facts stated by me herein are true, correct, and complete to the best of my knowledge and understanding.
5. I meet all of the criteria as specified in the Info Sheet.

This click serves as my confirmation of the above affirmation. *

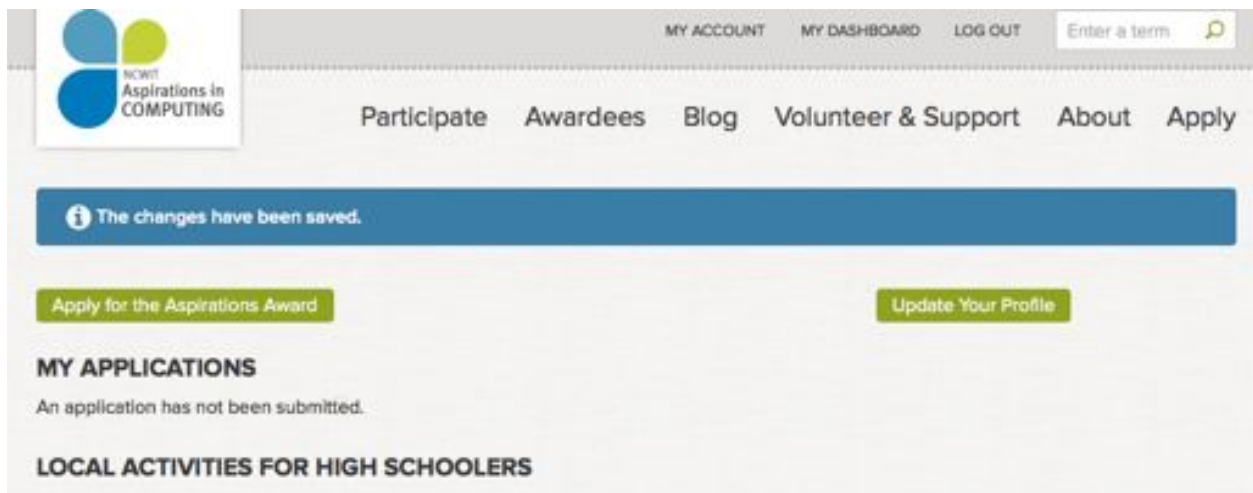
Electronic Signature *

By typing your name, you affirm that to the best of your knowledge the above information is true and correct.

Save

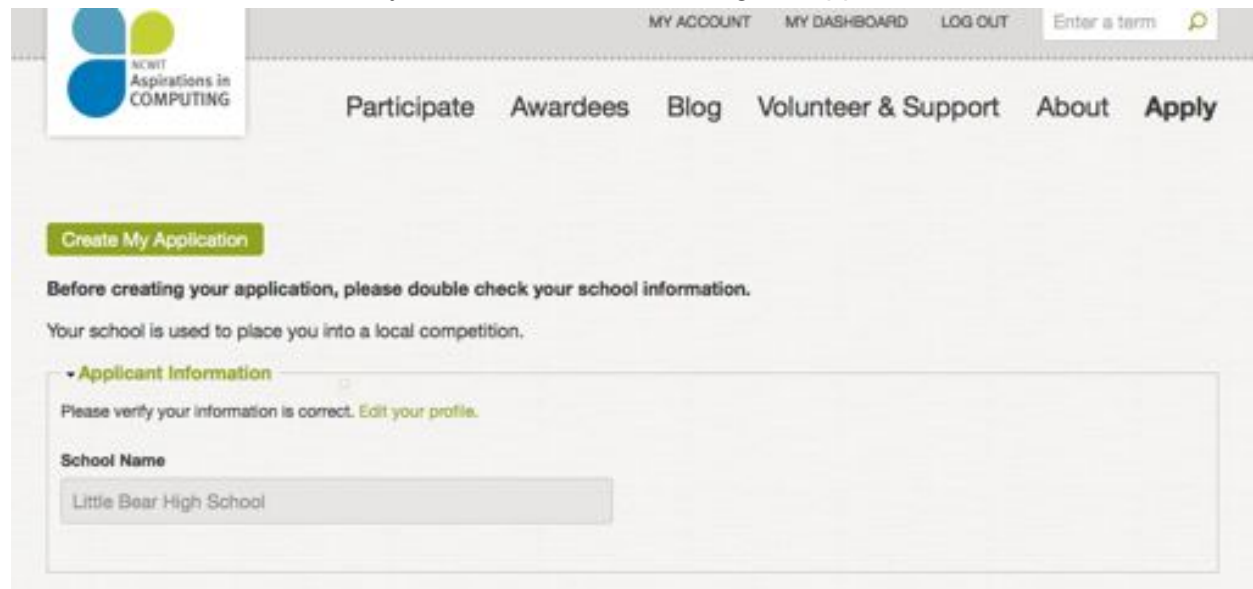
Step five: Apply for the Aspirations in Computing Award

Click the Apply for Aspirations Award button on your Dashboard.



The screenshot shows the top navigation bar with the logo on the left and links for MY ACCOUNT, MY DASHBOARD, LOG OUT, and a search bar. Below the navigation is a menu with links: Participate, Awardees, Blog, Volunteer & Support, About, and Apply. A blue notification bar states "The changes have been saved." Below this are two green buttons: "Apply for the Aspirations Award" and "Update Your Profile". The main content area has a section titled "MY APPLICATIONS" with the text "An application has not been submitted." and another section titled "LOCAL ACTIVITIES FOR HIGH SCHOOLERS".

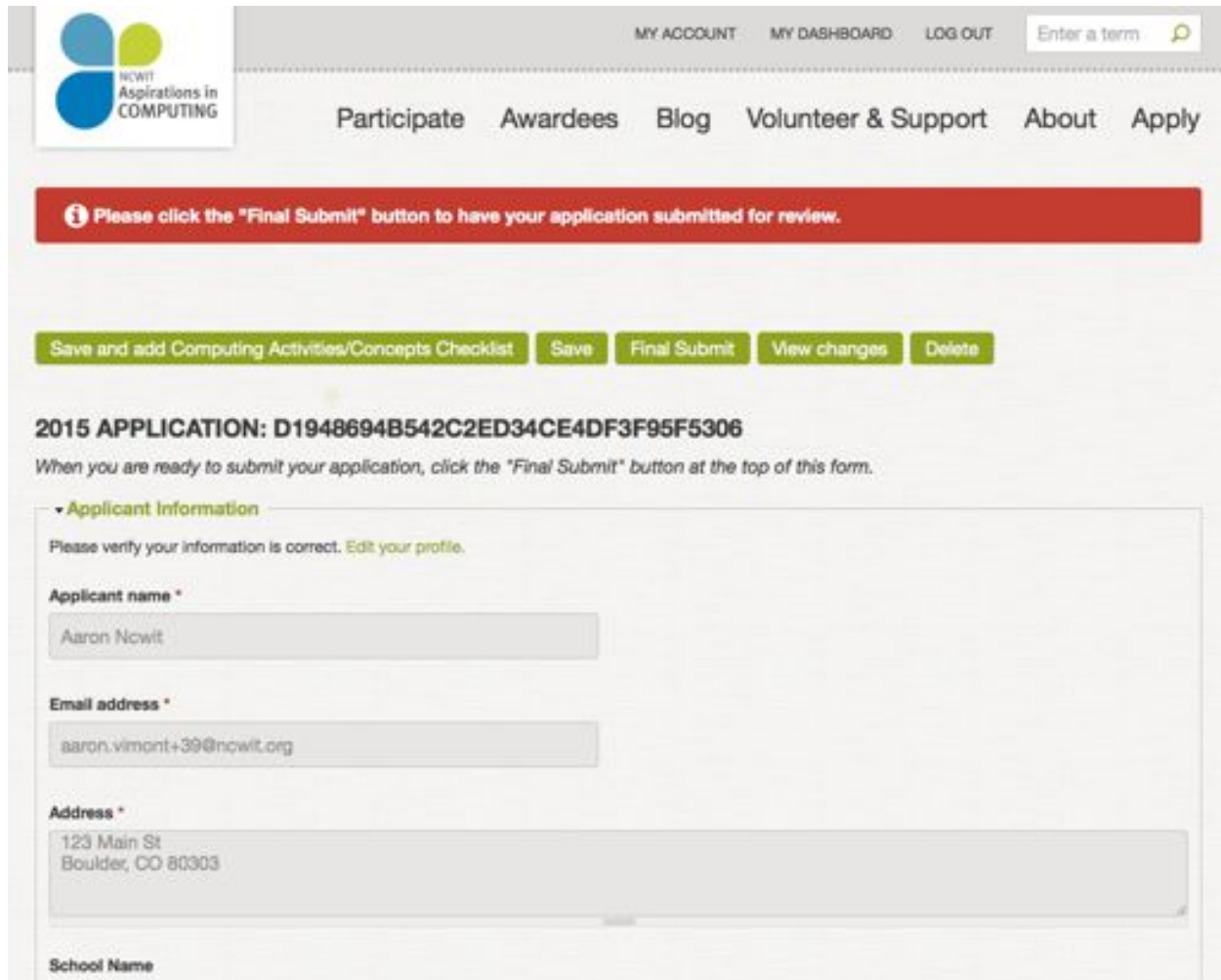
You will be asked to confirm your school before creating the application.



The screenshot shows the "Create My Application" section. It features a green button labeled "Create My Application". Below the button, there is a warning: "Before creating your application, please double check your school information." followed by the text "Your school is used to place you into a local competition." A dropdown menu is open, showing "Applicant Information" with a sub-link "Please verify your information is correct. Edit your profile." Below this, the "School Name" field is visible, containing the text "Little Bear High School".

Step six: Completing your application

After creating your application, you will be taken to your application edit screen. Here is where you will fill out and complete all required fields for your application. Review your applicant information before completing your application.



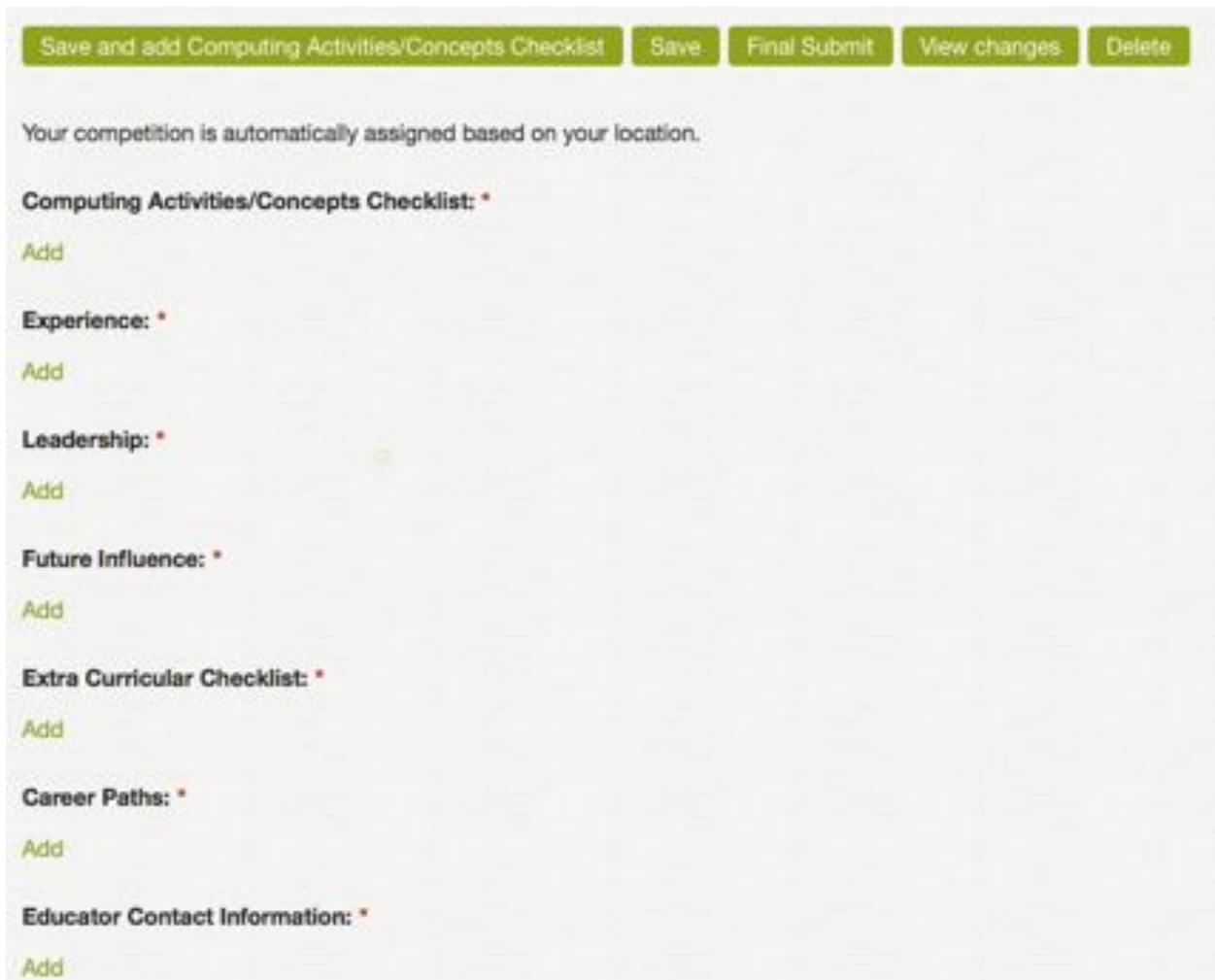
The screenshot shows the application edit interface for NCWIT Aspirations in Computing. At the top left is the logo. The top navigation bar includes links for MY ACCOUNT, MY DASHBOARD, LOG OUT, and a search box. Below this is a secondary navigation bar with links for Participate, Awardees, Blog, Volunteer & Support, About, and Apply. A red banner contains an information icon and the text: "Please click the 'Final Submit' button to have your application submitted for review." Below the banner is a row of green buttons: "Save and add Computing Activities/Concepts Checklist", "Save", "Final Submit", "View changes", and "Delete". The main content area displays the application ID: "2015 APPLICATION: D1948694B542C2ED34CE4DF3F95F5306" and a note: "When you are ready to submit your application, click the 'Final Submit' button at the top of this form." A section titled "Applicant Information" with a dropdown arrow contains the instruction: "Please verify your information is correct. Edit your profile." Below this are three input fields: "Applicant name" with the value "Aaron Nowit", "Email address" with the value "aaron.vimont+39@ncwit.org", and "Address" with the value "123 Main St, Boulder, CO 80303". At the bottom, there is a label for "School Name" with an empty input field.

Enter your GPA scale and GPA.



The screenshot shows a form section titled "Grades and GPA". It contains two radio button options: "4 Point Scale" and "5 Point Scale". Below these is a text input field labeled "What is your GPA?".

Click the "Save and Add Computing Activities/ Concepts Checklist" button to continue with your application, or click the Add button in the list below.



The screenshot shows a series of buttons at the top: "Save and add Computing Activities/Concepts Checklist", "Save", "Final Submit", "View changes", and "Delete". Below these is a message: "Your competition is automatically assigned based on your location." The form then lists several sections, each with an "Add" button:

- Computing Activities/Concepts Checklist: *
- Experience: *
- Leadership: *
- Future Influence: *
- Extra Curricular Checklist: *
- Career Paths: *
- Educator Contact Information: *

Select your answers for the multiple-choice, and click "Save and add..." or "Save for later"

Using Advanced Data Structures (Stacks, Queues, Trees) *

Not at all Only a little Pretty much A lot

Mainframe Programming *

Not at all Only a little Pretty much A lot

Database Design/Programming (Access, MySQL, Filemaker) *

Not at all Only a little Pretty much A lot

Open Source Contributions (contributing original code segments to open source libraries) *

Not at all Only a little Pretty much A lot

[Save and add Experience](#) [Save for later](#)

Fill in the short answer questions.

What have you done with computing and technology? *

Your response is limited to 500 words.

[Save and add Leadership](#) [Save for later](#)

If you try to go on without entering in anything for the short answer you will get an error message:

i What have you done with computing and technology? field is required.

What have you done with computing and technology? *



Fill in the three short answer questions, and complete the remaining multiple choice sections of the application. In the following section when entering your intended major, you may only select two options.

What areas are you most likely to study after high school? *

Select up to TWO areas that most closely match her plans. These categories and majors are used by the College Board. If you would like more information about any of the areas listed, you may visit their [Major & Career Profiles page](#).

- Undecided
- Not planning to go to college
- Agriculture and Related Sciences
- Architecture and Planning
- Area, Ethnic, Cultural, and Gender Studies
- Artificial Intelligence and Robotics

Educator Email Address

The Aspirations in Computing Award requires that an educator write an endorsement for your application. The educator may be a teacher, counselor, mentor, coach, etc. Use the box provided to search for your educator's email address, as they may already be in the Aspirations system.

Registered Educator E-mail Address
If the educator you are adding to the application already has an account with Aspirations, select their e-mail address using the auto-complete field. Otherwise, enter their e-mail address in the Educator E-mail Address field.

 Cannot find educator
[Save and add Terms and Privacy](#) [Save for later](#)

The field will populate with potential matches. If you find your educator, select their name from the list.

Registered Educator E-mail Address
If the educator you are adding to the application already has an account with Aspirations, select their e-mail address using the auto-complete field. Otherwise, enter their e-mail address in the Educator E-mail Address field.

Brian Rodenbeck: BRodenbe@cloverpark.k12.wa.us
Brian Rogers: brogers@rock-hill.k12.sc.us
Brian Rea: brea@peyton.k12.co.us
Brian Reid: dixiesuccess@gmail.com
[Save and add Terms and Privacy](#) [Save for later](#)

If you cannot find your educator's email address, check the box saying "Cannot find educator". Type in your educator's email address. Once you have submitted your application, that educator will be notified of your application and asked to write an endorsement.

Registered Educator E-mail Address
If the educator you are adding to the application already has an account with Aspirations, select their e-mail address using the auto-complete field. Otherwise, enter their e-mail address in the Educator E-mail Address field.

 Cannot find educator
Educator E-mail Address
Enter the e-mail address of an educator that can write an endorsement for you as an applicant of the NCWIT Award for Aspirations in Computing.

[Save and add Terms and Privacy](#) [Save for later](#)

Check the boxes confirming your understanding and agreement of the Privacy Policy, Terms of Use, and Consent and Release. Type your name in the space provided to include an electronic signature.

Privacy Policy and Terms of Use

Please read over the [Privacy Policy](#) and [Terms of Use](#).

This click serves as my confirmation of the above affirmation. *

Consent and Release

National Center for Women & Information Technology NCWIT Award for Aspirations in Computing

Thank you for your participation in the National Center for Women & Information Technology ("NCWIT") Award for Aspirations in Computing program (the "Award" and the "Award Program", respectively). As a way of sharing the computing experiences of the Award winners with the NCWIT membership, videotaped interviews may be conducted with recipients of the Award. The video may be shown at NCWIT meetings, online, and at other venues related to the work of NCWIT. In addition to the video, recipients of the Award may be asked to participate in additional interviews, and other photographs and audio and video recordings may be made of recipients for and in connection with the Award Program.

In consideration for my being allowed to participate in the Award Program, I, Aaron Ncwit on behalf of myself and my representatives, heirs, successors, and assigns, hereby agree as follows:

- I hereby grant NCWIT and its representatives, successors, and assigns, the absolute, perpetual, and irrevocable right and permission (but not the obligation), with the right to sublicense, to use my name, voice, persona, image, likeness, my Award application materials, and/or any feedback and other content I provide to NCWIT, in connection with providing and promoting the Award Program, including in any photographs, sound and/or video recordings, films, broadcasts, brochures, publications, reports, web pages, promotional/publicity/advertising materials, or any other audio-visual, electronic, printed, tangible work in any media or format in connection with the Award Program (each such item referred to, a "Work" for purposes of this consent and release). I hereby further grant to NCWIT the right to use, incorporate, broadcast, telecast, exhibit, reproduce, distribute, transmit, create derivative works of, display, perform, publish, alter, edit (in NCWIT's sole discretion), or otherwise exploit the Works in whole or in part and in

feedback).

- I hereby voluntarily consent and agree to the terms and conditions contained in this consent and release. I have read and understand the terms of this consent and release and the Award Information Sheet (available at www.ncwit.org/award), the requirements for the Award Program, and agree to be considered for the Award Program. I also understand and agree that my participation in the Award Program is not, and will not be deemed, employment or an engagement to perform any services and there will be no payment or other consideration due in connection with the use of the Works.
- I represent and warrant that I am at least eighteen (18) years of age (or, if not, that I have provided contact information for my parent/guardian to receive and review this consent and release), and that I have the full right and authority to enter into this consent and release.

I agree to this consent and release *

Electronic Signature *

Type your name.

[Save for later](#)

Saving and Reviewing Your Application

When completing the multiple choice and short answer sections of the application, you may click Save for Later to save your progress and come back at a later time. You may click the Edit button at the bottom of each section to update or change your answers.



Save and add Experience Save Final Submit View changes Delete

Pretty much

Using Advanced Data Structures (Stacks, Queues, Trees):
Pretty much

Mainframe Programming:
Pretty much

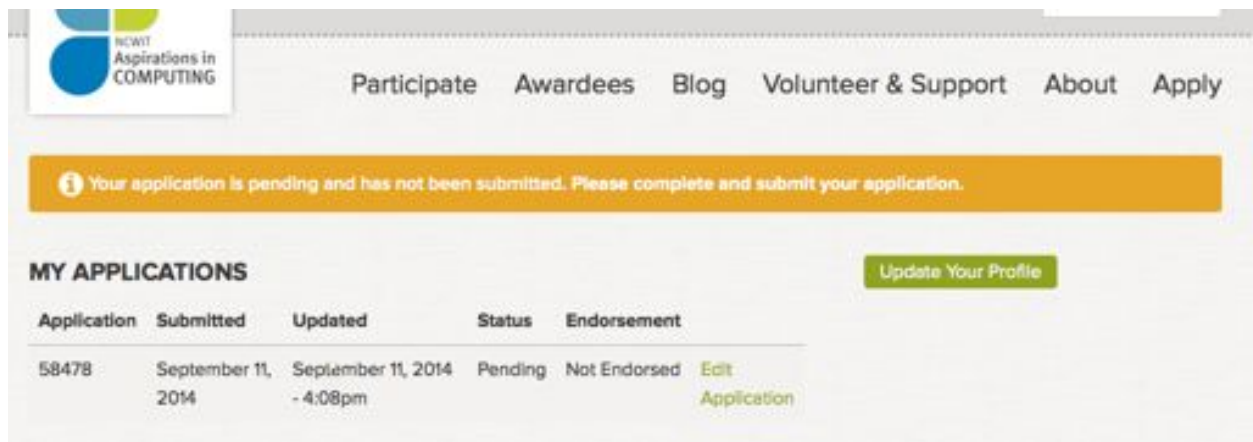
Database Design/Programming (Access, MySQL, Filemaker):
Pretty much


Open Source Contributions (contributing original code segments to open source libraries):
Pretty much

Certifications (CompTIA, MTA):
Pretty much

Edit

If you leave the Aspirations portal, you can return to your Application by clicking the Edit Application button on your Dashboard.



 Participate Awardees Blog Volunteer & Support About Apply

i Your application is pending and has not been submitted. Please complete and submit your application.

MY APPLICATIONS [Update Your Profile](#)

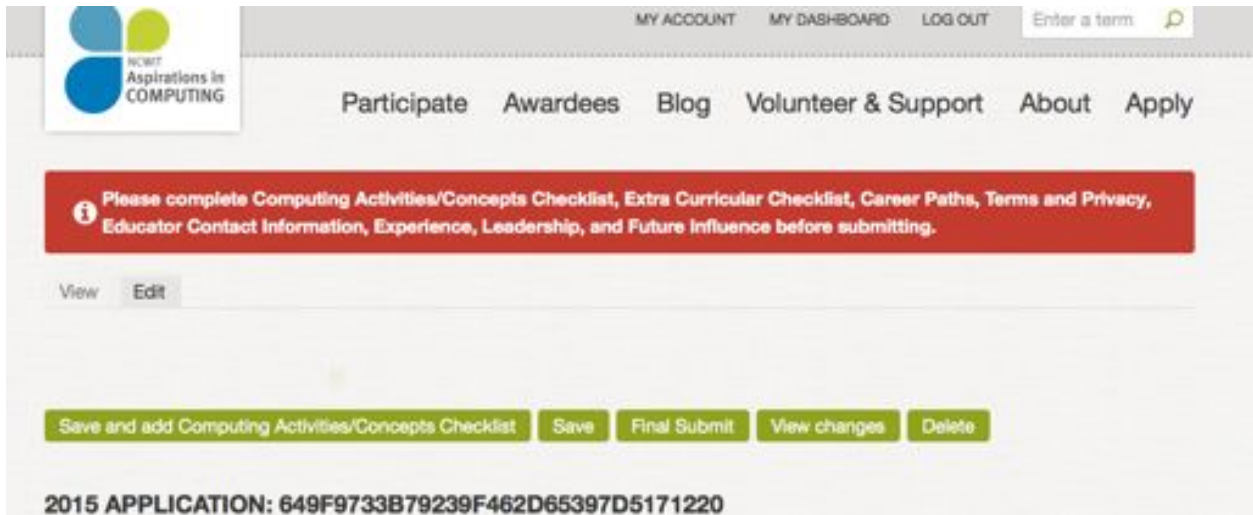
Application	Submitted	Updated	Status	Endorsement	
58478	September 11, 2014	September 11, 2014 - 4:08pm	Pending	Not Endorsed	Edit Application

Step seven: Submitting your application

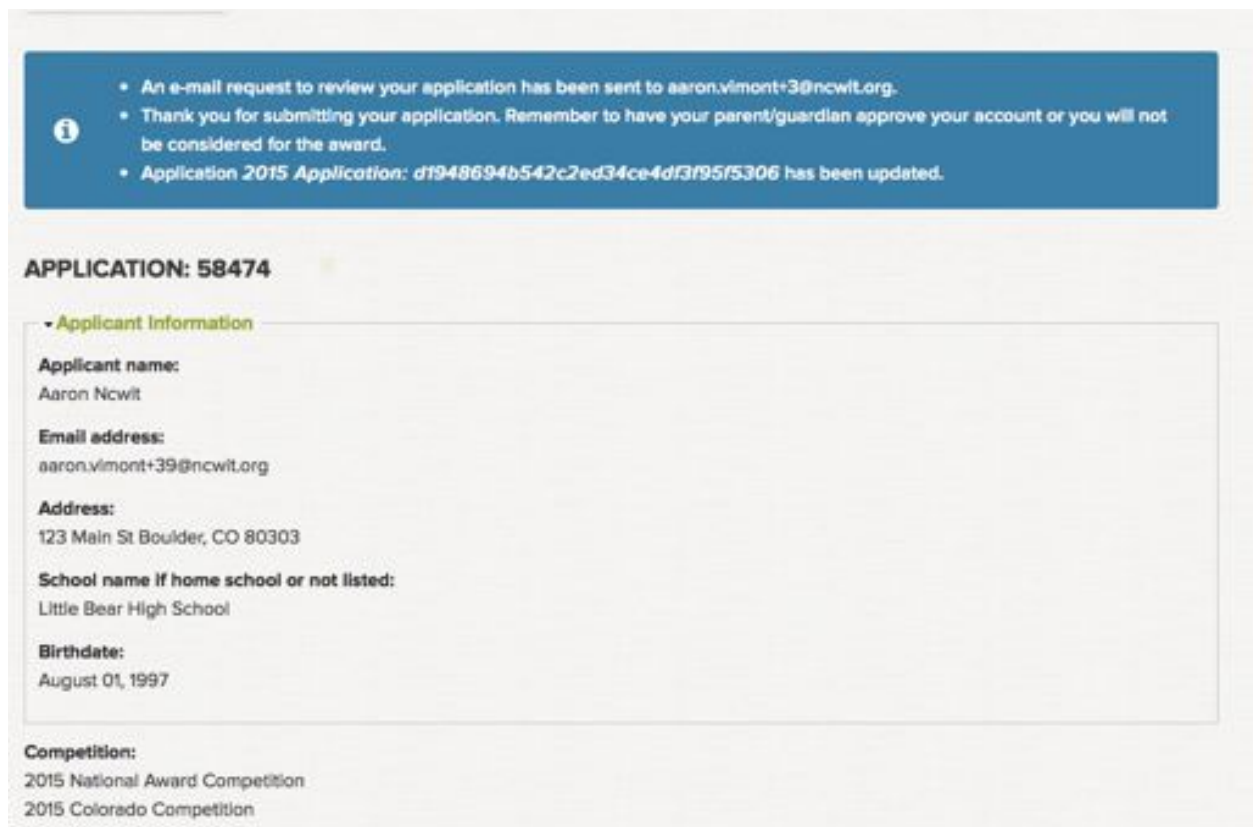
Once you are satisfied with your answers in your application, click the Final Submit button at the top of the form. You will be asked to confirm your submission.



If you have not completed all of the required fields in the application, you will see an error message on the screen



After submitting your application, you will see a confirmation message thanking you for your submission and informing you that the email message has been sent to your educator.



The screenshot shows a confirmation message for application 58474. At the top, a blue banner contains three bullet points: an e-mail request to review the application has been sent to aaron.vimont+3@ncwit.org; a thank you for submitting the application with a reminder to have a parent/guardian approve the account; and the application ID d1948694b542c2ed34ce4d13195f5306 has been updated. Below the banner, the application ID 58474 is displayed. A section titled 'Applicant Information' lists the following details: Applicant name: Aaron Ncwit; Email address: aaron.vimont+39@ncwit.org; Address: 123 Main St Boulder, CO 80303; School name if home school or not listed: Little Bear High School; Birthdate: August 01, 1997. At the bottom, the 'Competition' section lists '2015 National Award Competition' and '2015 Colorado Competition'.

- An e-mail request to review your application has been sent to aaron.vimont+3@ncwit.org.
- Thank you for submitting your application. Remember to have your parent/guardian approve your account or you will not be considered for the award.
- Application 2015 Application: d1948694b542c2ed34ce4d13195f5306 has been updated.

APPLICATION: 58474

▼ Applicant Information

Applicant name:
Aaron Ncwit

Email address:
aaron.vimont+39@ncwit.org

Address:
123 Main St Boulder, CO 80303

School name if home school or not listed:
Little Bear High School

Birthdate:
August 01, 1997

Competition:
2015 National Award Competition
2015 Colorado Competition

Thank you for applying for the NCWIT Award for Aspirations in Computing!

If you have any questions please contact aspirations@ncwit.org. Winners will be announced mid-December.